

Brief Headlines

- **Mahindra and Mahindra:** Mahindra Holdings (MHL), a wholly-owned subsidiary of the company, has executed a Share Purchase Agreement with Space Investments, Defati Investments Holdings BV and Infinity Partners, and New Delhi Centre for Sight (NDCFS) and the promoters of NDCFS. As per the agreement, MHL will sell its entire 30.83 percent stake in NDCFS for Rs 425.39 crore.
- **Colgate Palmolive (India):** The oral care company recorded a net profit of Rs 379.8 crore for the March FY24 quarter, growing 20.1 percent over the corresponding period of the previous fiscal year, with strong growth in topline as well as operating numbers. Revenue from operations increased by 10.3 percent year over year to Rs 1,490 crore. Meanwhile, the board has declared an interim dividend of Rs 26 per share and a one-time special dividend of Rs 10 per share.
- **Cipla:** The promoter family and Okasa Pharma are likely to sell as much as a 2.53 percent stake worth Rs 2,637 crore via a block deal, CNBC-Awaaz reliably learns from sources. The price at which the Cipla block is expected to happen is between Rs 1,289.50-1,357.35 per share.
- **Apollo Tyres:** The tire manufacturing company recorded a net profit of Rs 354 crore for the fourth quarter of the financial year 2024, falling 13.7 percent compared to the year-ago period, impacted by an exceptional loss of Rs 36.8 crore (against an exceptional gain of Rs 22.6 crore YoY) and higher tax costs. Muted topline growth also impacted the bottomline as revenue from operations grew by 0.2 percent year over year to Rs 6,258 crore for the quarter.
- **Infosys:** The Bengaluru-based digital services and consulting company has announced a multi-year strategic collaboration with First Abu Dhabi Bank (FAB), the largest bank in the United Arab Emirates (UAE), to optimize and modernize FAB's IT infrastructure services.
- **Aadhar Housing Finance:** The affordable housing finance company will list its equity shares on the BSE and NSE on May 15. The issue price has been fixed at Rs. 315 per share.
- **Oberoi Realty:** The Mumbai-based real estate developer has registered a whopping 64 percent on-year growth in net profit at Rs 788 crore for the quarter ended March FY24, with robust topline and operating numbers. Revenue from operations grew by 36.8 percent year over year to Rs 1,315 crore for the quarter.
- **TBO Tek:** The trading in equity shares of the travel distribution platform will commence on the bourses with effect from May 15. The final issue price has been fixed at Rs. 920 per share.
- **Shilpa Medicare:** The pharma company has completed an ongoing Phase 3 clinical trial of its newly developed drug, SML-007, for the treatment of non-alcoholic fatty liver disease (NAFLD). Phase 3 clinical study dosing is expected to be completed by the end of Q1, and the study is likely to be concluded by the end of Q2 of the current fiscal year (Fy25).
- **Man Infraconstruction:** The company has recorded disappointing performance for the quarter ended March FY24, with the net profit falling 29.4 percent on-year to Rs 64.7 crore and revenue declining 56.4 percent year-on-year to Rs 296.7 crore for the quarter.
- **Patanjali Foods:** The food processing company has reported net profit of Rs 206.3 crore for the March FY24 quarter, falling 21.8 percent compared to the same period of the previous fiscal year despite growth in topline and operating numbers and higher other income. Revenue from operations increased by 4.4 percent year over year to Rs 8,221.66 crore for the quarter.

- **V-Mart Retail:** The company has posted a net loss of Rs 38.9 crore for the fourth quarter of fiscal year 2024, widening from a loss of Rs 37 crore in the year-ago period despite strong topline and operating numbers. Revenue from operations grew by 12.6 percent year over year to Rs 668.6 crore for the quarter.
- **Dalmia Bharat Sugar and Industries:** The sugar company has reported net profit of Rs 93 crore for the fourth quarter of the financial year 2024, falling 25 percent compared to the year-ago period, with a subdued topline. Revenue from operations declined 35 percent year over year to Rs 750 crore for the quarter.
- **TGIF Agribusiness:** The company will make its debut on the BSE SME on May 15. The issue price is Rs. 93 per share. The stock will be available in the trade-for-trade segment for 10 trading days.
- **Butterfly Gandhimathi Appliances:** The company has posted a net loss of Rs 19.8 crore for the March FY24 quarter, against a profit of Rs 1.56 crore in the corresponding period of the previous fiscal. Revenue from operations fell by 10.9 percent year over year to Rs 166.4 crore for the quarter.
- **Radico Khaitan:** The liquor maker has recorded consolidated net profit of Rs 53.9 crore for the quarter ended March FY24, growing 26.4 percent over the corresponding period of the previous fiscal year, with healthy topline and operating numbers. Revenue from operations grew by 30 percent year-on-year to Rs 1,079 crore for the fourth quarter of the financial year 2024.
- **Thyrocare Technologies:** The diagnostic company has reported a 41.1 percent on-year growth in net profit at Rs 17.8 crore for the quarter ended March FY24, with strong topline and operating numbers. Revenue from operations grew by 13.5 percent year-on-year to Rs 154.3 crore for the fourth quarter of fiscal year 2024.
- **Speciality Restaurants:** The restaurant company has reported net profit at Rs 3.1 crore for the fourth quarter of fiscal year 2024, falling sharply by 94.4 percent compared to Rs 55.31 crore in the year-ago period. In Q4 FY23, the profit was boosted by a tax credit and an exceptional gain. Revenue from operations grew by 9.9 percent year over year to Rs 96.2 crore for the quarter.
- **Sagar Cements:** The cement company registered net profit at Rs 11.6 crore for the March FY24 quarter, declining 87 percent compared to the corresponding period of the previous fiscal despite healthy top line and operating numbers, as other income fell 76 percent to Rs 43.74 crore during the same period. Revenue from operations grew by 14 percent year over year to Rs 708.7 crore for the quarter.
- **Aurionpro Solutions:** The technology solutions company has recorded net profit at Rs 40 crore for the quarter ended March FY24, growing 48 percent over the year-ago period, with revenue rising 29 percent year-on-year to Rs 247 crore and EBITDA increasing 30 percent to Rs 52 crore for the quarter. Meanwhile, the board has announced the issuance of bonus shares in the ratio of 1:1 and recommended a dividend of Rs 2.5 per share.
- **Silkflex Polymers:** The trading in equity shares of the company will commence on the NSE Emerge, with effect from May 15. The issue price is Rs. 52 per share. Its equity shares will be available for trading in the trade-for-trade surveillance segment.



Scan this QR
to visit our website and explore our

Prominent Services

Enjoy Your **Game** and Let Our

ALGO PLATFORM

Take Care of Your **Trading**



Derivative Analysis

Increase in open interest with increase in price indicates long position in the stock Increase in open interest with decrease in price indicates short buildup in the stock

Symbol	Expiry Date	Last Price	Chg (Rs)	Chg (%)	High Low	Open Interest	Increase in OI	Increase (%)	Symbol	Expiry Date	Last Price	Chg (Rs)	Chg (%)	High Low	Open Interest	Increase in OI	Increase (%)
POWERGRID	30-May-24	310.4	2.95	0.96%	313.7 308.4	6,00,51,600	20,88,000	3.60%	UPL	30-May-24	506.9	-30.75	-5.72%	533.4 503.15	4,26,46,500	37,63,500	9.68%
HDFCBANK	30-May-24	1471.55	6.85	0.47%	1473 1458.75	18,43,74,850	14,62,450	0.80%	ITC	30-May-24	432.95	-1.05	-0.24%	435.6 430.75	10,11,24,800	26,08,000	2.65%
BANDHANBNK	30-May-24	190.15	0.85	0.45%	191.6 188.95	11,01,10,000	14,15,000	1.30%	IOC	30-May-24	158.8	-0.25	-0.16%	161.15 157.6	17,83,56,750	13,69,875	0.77%
ASHOKLEY	30-May-24	202.95	2.95	1.48%	203.8 200.45	10,48,15,000	12,40,000	1.20%	IEX	30-May-24	145.2	-0.7	-0.48%	146.65 144.45	6,32,36,250	7,35,000	1.18%
PETRONET	30-May-24	303.05	3.65	1.22%	305.25 299.35	4,37,19,000	10,95,000	2.57%	ICICIBANK	30-May-24	1125	-7.55	-0.67%	1132 1122.85	8,39,84,600	7,29,400	0.88%
MARICO	30-May-24	599.05	2.85	0.48%	604.85 588.6	1,54,52,400	9,84,000	6.80%	INFY	30-May-24	1428.6	-0.6	-0.04%	1434.6 1424.6	4,44,77,200	5,18,000	1.18%
JINDALSTEL	30-May-24	976.6	34.8	3.70%	983.4 932.55	1,22,56,250	8,80,000	7.74%	MFSL	30-May-24	966.5	-3.15	-0.32%	973.95 961.55	71,16,800	4,73,600	7.13%
SBIN	30-May-24	803.3	3.8	0.48%	807 797.5	9,41,67,000	8,33,250	0.89%	ABCAPITAL	30-May-24	222.45	-0.9	-0.40%	225.5 219.65	6,72,35,400	4,64,400	0.70%

Derivatives are securities that derive their value from an underlying asset. Most common form of derivatives are future contracts.

Open interest refers to total number of outstanding derivatives contracts that have not been settled. For every buyer of a future contract there must be a seller. If a bought contract is not sold then it is considered open. When options have large open interest, it indicates it has large number of buyers and

sellers, From the table above let us take an example of POWERGRID. The contract of POWERGRID stands with an open interest of 6,00,51,600 which portray huge momentum and many players in the contract. The increase from the previous day in OI is 3.60%. One of the indicators to invest in contracts is when there is an increase in open interest with an increase in price which indicates a possibility for price of

the contract to grow further in the coming days and could be a good trading bet for short term.

In addition to, the stock has been trading continuously in a positive trend, where from the low of 292 the following stock has made a high of 315.5 in the past week, which means that now both price and open interest are in a similar upwards positive direction and have prospective to be promoted even further.

This is one of the indicators to be studied

and in the same way all the options can be analysed first and depending on results money could be invested as per individual requirement.

Disclaimer: The report only represents personal opinions and are for educational purposes. No part of the report should be considered as recommendation for buying/selling

Economic Calendar

Friday May 17 2024			Actual	Previous	Consensus	Forecast
5:00 PM	IN	Bank Loan Growth YoY MAY/03		19.00%		18.70%
5:00 PM	IN	Deposit Growth YoY MAY/03		13.30%		13.00%
5:00 PM	IN	Foreign Exchange Reserves MAY/10		\$641.59B		
Thursday May 23 2024			Actual	Previous	Consensus	Forecast
10:30 AM	IN	HSBC Composite PMI Flash MAY		61.5		
10:30 AM	IN	HSBC Manufacturing PMI Flash MAY		58.8		
10:30 AM	IN	HSBC Services PMI Flash MAY		60.8		
Friday May 24 2024			Actual	Previous	Consensus	Forecast
5:00 PM	IN	Foreign Exchange Reserves MAY/17				

DYNAMIC BOND FUND

Dynamic Bond Fund : These mutual funds invest in bonds across maturity. Maturity is adjusted based on market conditions to improve returns for the investors.

Scheme Name	AuM (Cr)	1Y	2Y	3Y	5Y	10Y
ICICI Prudential All Seasons Bond Fund	12,458.02	7%	8%	6%	8%	9%
Nippon India Dynamic Bond Fund	4,554.19	6%	7%	5%	6%	7%
SBI Dynamic Bond Fund	3,060.25	6%	7%	5%	7%	8%
Kotak Dynamic Bond Fund	2,506.71	7%	7%	5%	7%	8%
Bandhan Dynamic Bond Fund	2,319.73	7%	7%	5%	7%	8%
Axis Dynamic Bond Fund	1,713.46	6%	7%	5%	7%	8%
Aditya Birla Sun Life Dynamic Bond Fund	1,694.31	6%	8%	6%	6%	7%
Aditya Birla Sun Life Dynamic Bond Fund	1,694.31	6%	8%	6%	6%	7%
360 ONE Dynamic Bond Fund	710.12	7%	7%	6%	6%	7%
HDFC Dynamic Debt Fund	677.79	6%	6%	6%	7%	7%
UTI	570.62	6%	6%	10%	7%	7%
HSBC Dynamic Bond Fund	162.29	6%	6%	5%	6%	7%
Mirae Asset Dynamic Bond Fund	155.33	6%	6%	4%	6%	-

Chart Setup

HCL Technologies Ltd.



The Stock did not break its long term resistance downwards and is maintaining strong hold at the levels of 1300. Buy at CMP with SL at 1290 and target around 1450.

Mahindra & Mahindra Ltd.



The Stock is trading consistently in an upward trend. Buy at CMP with SL at 2290 and target around 2600.

Hindustan Aeronautics Ltd.



Visible Breakout with huge volume support. Buy at CMP with SL at 4200 and target around 5200.

Bank of Maharashtra

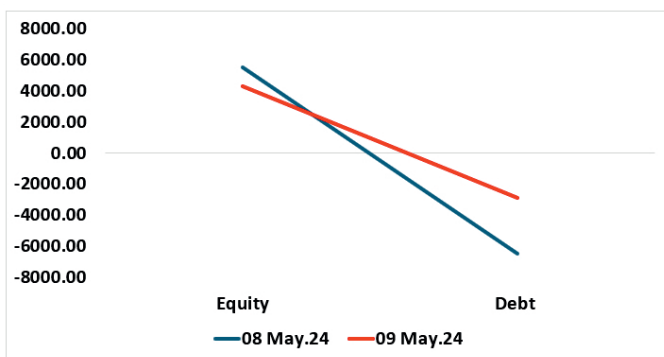


Trendline Support. Buy at CMP with SL at 60 and target around 72.

Disclaimer: The report only represents personal opinions and are for educational purposes. No part of the report should be considered as recommendation for buying/selling

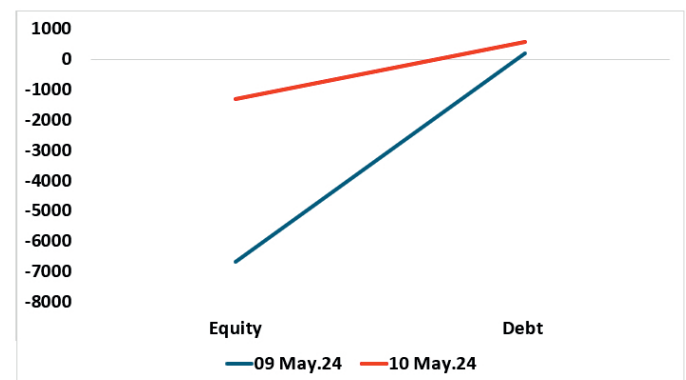
Mutual Fund Activity MF SEBI

Date	Value In Cr.	
	Equity	Debt
08 May.24	5539.47	-6470.73
09 May.24	4322.91	-2878.50



Foreign Institutional Investors FII SEBI

Date	Value In Cr.	
	Equity	Debt
09 May.24	-6669.9	203.14
10 May.24	-1292.2	581.41



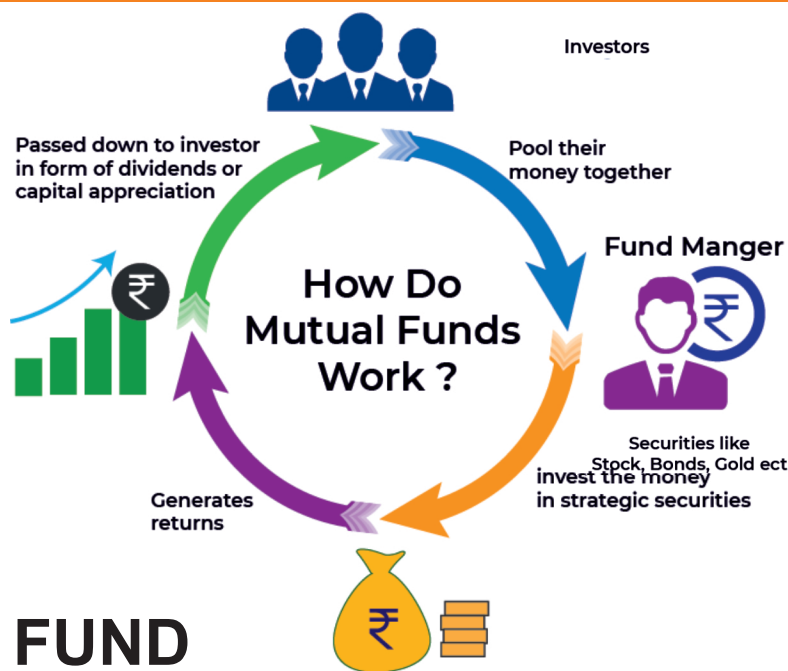
Disclaimer: The report only represents personal opinions and are for educational purposes. No part of the report should be considered as recommendation for buying/selling

MUTUAL FUNDS AND ITS RETURNS OVER THE PAST FIVE YEARS

A mutual fund is a collective investment vehicle that collects & pools money from several investors and invests the same in equities, bonds, government securities, and money market instruments.

The money accumulated in any mutual fund scheme is invested by professional fund managers in stocks and bonds etc. in accordance with a scheme's investment objectives. The income/gains generated from this collective investment scheme are distributed evenly among the investors, after deducting applicable expenses and levies, by calculating a scheme's "Net Asset Value" or NAV. In return, mutual fund charges a small fee.

Briefly, Mutual Fund is a collective pool of money contributed by several investors and managed by a professional Fund Manager.



LARGE CAP FUND

Large Cap Fund : Large cap funds are mutual funds that primarily invest in companies with large market capitalizations. These funds typically invest in well-established, stable companies that have a proven track record of performance and have generated wealth for its investors.

Scheme Name	Returns						
	1 Month	3 Month	6 Month	1 Year	2 Years	3 Years	5 Years
Baroda BNP Paribas Large Cap Fund-Reg(G)	-0.43	6.13	23.11	35.47	25.81	19.07	18.57
HDFC Top 100 Fund(G)	-1.72	2.58	17.01	31.75	26.35	20.14	16.54
ICICI Pru Bluechip Fund(G)	-0.37	4.06	20.93	36.09	26.79	20.77	18.78
Mirae Asset Large Cap Fund-Reg(G)	-1.33	2.74	11.79	19.89	17.35	13.80	14.62
Nippon India Large Cap Fund(G)	-0.87	5.84	20.71	36.37	30.79	24.21	18.73
Quant Large Cap Fund-Reg(G)	-1.95	4.29	28.42	47.19			

MID CAP FUND

Mid Cap Fund : Mid cap funds are mutual funds that primarily invest in companies with medium-sized market capitalizations. These companies are typically smaller than those in large cap funds but larger than those in small cap funds.

Scheme Name	Returns						
	1 Month	3 Month	6 Month	1 Year	2 Years	3 Years	5 Years
Mahindra Manulife Mid Cap Fund-Reg(G)	1.24	7.73	24.51	58.45	36.79	26.55	26.75
Motilal Oswal Midcap Fund-Reg(G)	-0.02	9.22	25.38	53.97	37.95	35.68	27.62
Nippon India Growth Fund(G)	1.41	5.95	19.92	52.85	35.89	28.65	26.26
PGIM India Midcap Opp Fund-Reg(G)	-0.63	3.77	12.46	25.93	20.00	18.29	26.53
Quant Mid Cap Fund(G)	1.95	10.00	32.52	67.96	40.77	31.01	33.89

SMALL CAP FUND

Small Cap Fund : Small cap funds are mutual funds that primarily invest in companies with small market capitalizations. These companies are generally considered to have significant growth potential but may also be riskier investments compared to larger, more established companies.

Scheme Name	Returns						
	1 Month	3 Month	6 Month	1 Year	2 Years	3 Years	5 Years
Bank of India Small Cap Fund-Reg(G)	1.13	5.84	11.13	45.62	32.12	26.26	32.06
Canara Rob Small Cap Fund-Reg(G)	-2.01	1.78	11.57	34.69	24.59	25.62	28.24
Edelweiss Small Cap Fund-Reg(G)	-0.69	3.45	13.69	40.95	31.35	26.06	28.96
Nippon India Small Cap Fund(G)	1.55	6.88	18.89	51.31	39.43	32.59	31.43
Quant Small Cap Fund(G)	-2.08	4.72	28.07	59.97	44.05	32.04	40.02

FLEXI CAP FUND

Flexi Cap Fund : Flexi cap funds, also known as dynamic asset allocation funds, are mutual funds that have the flexibility to invest across companies of different market capitalizations (large, mid, and small cap) and sectors based on the fund manager's discretion. This category of funds allows fund managers to adjust the portfolio allocation dynamically in response to changing market conditions, valuations, and investment opportunities.

Scheme Name	Returns						
	1 Month	3 Month	6 Month	1 Year	2 Years	3 Years	5 Years
Franklin India Flexi Cap Fund(G)	-0.56	4.92	19.44	39.99	28.31	21.83	20.06
HDFC Flexi Cap Fund(G)	0.47	5.24	22.22	39.08	31.89	25.16	20.78
JM Flexicap Fund-Reg(G)	2.87	9.74	28.89	59.04	39.90	28.70	24.00
Parag Parikh Flexi Cap Fund-Reg(G)	0.31	4.21	17.32	34.38	26.67	21.08	23.77
Samco Flexi Cap Fund-Reg(G)	-1.45	-3.03	7.66	22.65	14.51		

Investment in Mutual funds has turned out to be extremely beneficial for its investors and are considered one of the best financial instruments, acting as a booster for creating long term wealth. At the same time, markets tend to be extremely volatile, and thus one must study the funds in detail, consult a professional before making any mutual fund investment decision and act accordingly as per an individual's age, risk appetite, time horizon and return expectations from investments.