

FINDOC PRIME

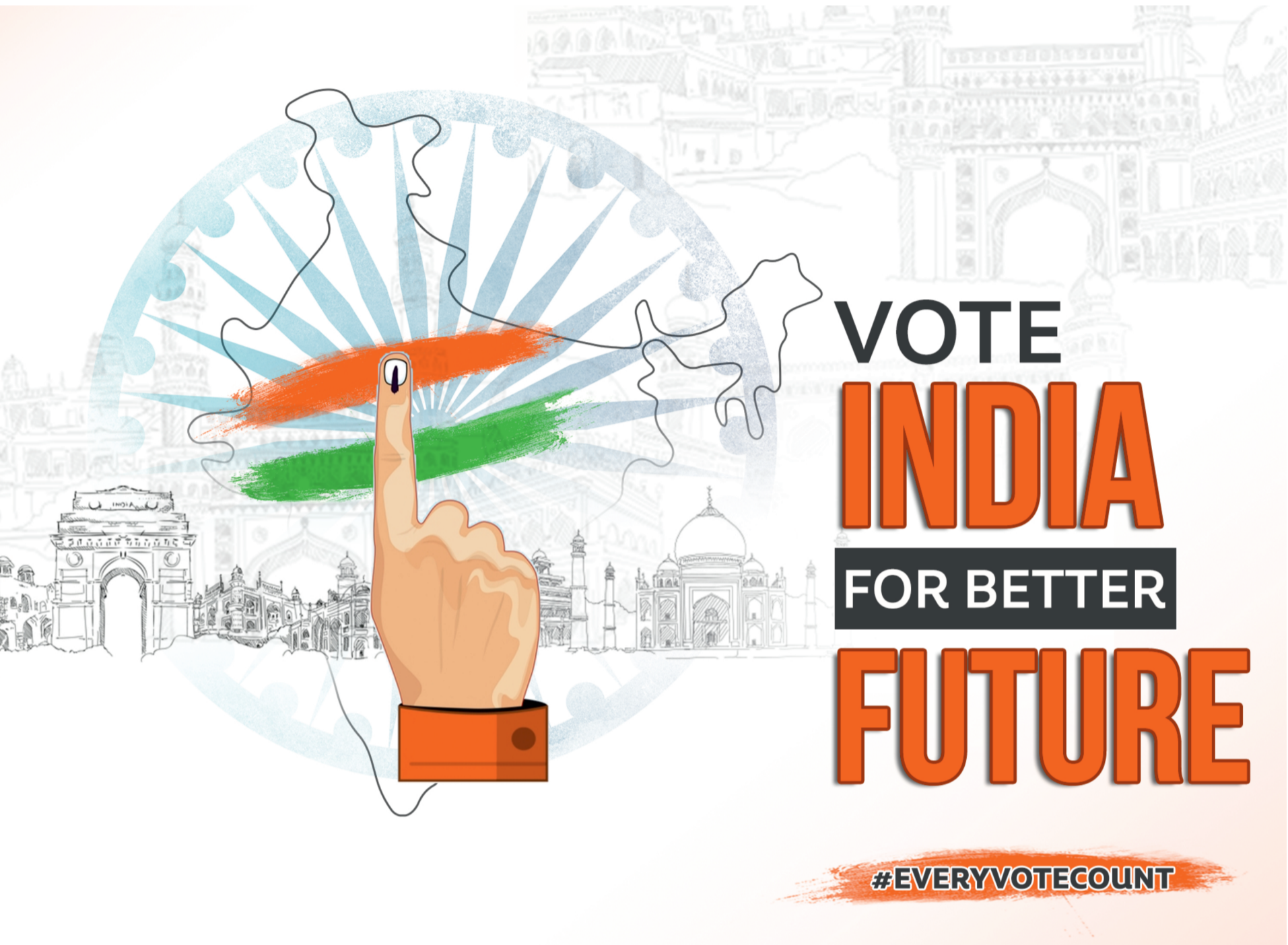
WEEKLY ENGLISH

YEAR -5 | Vol 5 | Issue 13 | Ludhiana | Price Rs.2/-

Mobile: 9781848000

Friday 31 May, 2024

Registered with registrar of newspaper New Delhi under RNI No. PUNENG/2019/78972 DATE : 21.10.2020



Scan this QR
to visit our website and explore our

Prominent Services

KRONOX

Kronox Lab Sciences Limited

IPO ALERT

Issue Size

₹130.15

CR.

Issue Price

₹129 TO ₹136

PER SHARE

Issue Date

03RD - 05TH

JUNE 2024

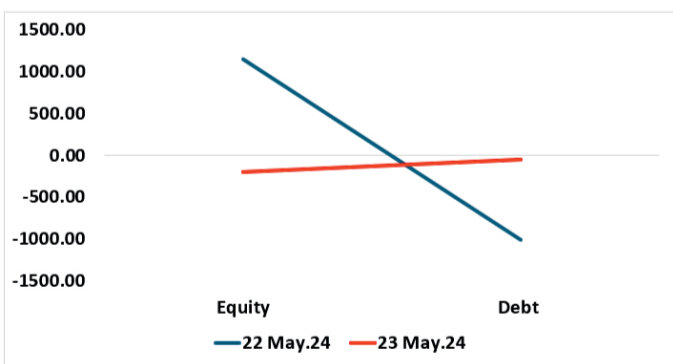
Lot Size

110

SHARES

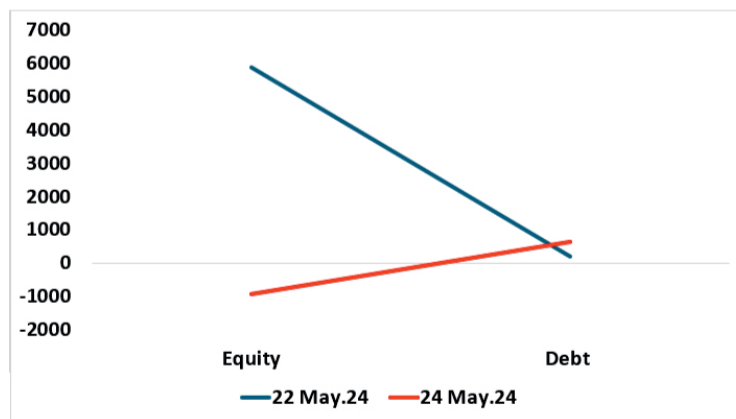
Mutual Fund Activity MF SEBI

Date	Value In Cr.	
	Equity	Debt
22 May.24	1149.30	-1012.74
23 May.24	-194.57	-47.74



Foreign Institutional Investors FII SEBI

Date	Value In Cr.	
	Equity	Debt
22 May.24	5891.71	208.36
24 May.24	-937.08	652.84



Disclaimer: The report only represents personal opinions and are for educational purposes. No part of the report should be considered as recommendation for buying/selling

Economic Calendar

Friday May 31 2024			Actual	Previous	Consensus	Forecast
4:00 PM	IN	Government Budget Value MAR		INR-15014B		INR -16050.0B
4:00 PM	IN	Government Budget Value APR				INR -14500.0B
5:00 PM	IN	Bank Loan Growth YoY MAY/17		19.60%		19.50%
5:00 PM	IN	Deposit Growth YoY MAY/17		13.60%		13.40%
5:00 PM	IN	Foreign Exchange Reserves MAY/24		\$648.7B		\$652.0B
5:00 PM	IN	Infrastructure Output YoY APR		5.20%		5.00%
5:30 PM	IN	GDP Growth Rate YoY Q1		8.40%	6.70%	6.70%
5:30 PM	IN	Fiscal Year GDP Growth 3rd Est 2023-24		7.20%		7.60%
Monday June 03 2024			Actual	Previous	Consensus	Forecast
10:30 AM	IN	HSBC Manufacturing PMI Final MAY		58.8		58.4
Tuesday June 04 2024			Actual	Previous	Consensus	Forecast
5:30 AM	IN	General Elections Results				

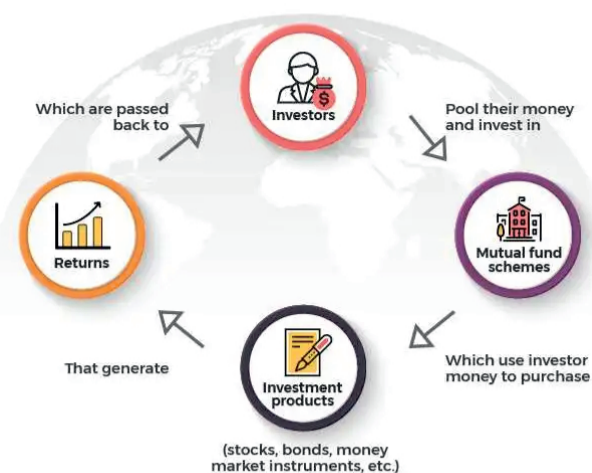
MUTUAL FUNDS AND ITS RETURNS OVER THE PAST FIVE YEARS

A mutual fund is a collective investment vehicle that collects & pools money from several investors and invests the same in equities, bonds, government securities, and money market instruments.

The money accumulated in any mutual fund scheme is invested by professional fund managers in stocks and bonds etc. in accordance with a scheme's investment objectives. The income/gains generated from this collective investment scheme are distributed evenly among the investors, after deducting applicable expenses and levies, by calculating a scheme's "Net Asset Value" or NAV. In return, mutual fund charges a small fee.

Briefly, Mutual Fund is a collective pool of money contributed by several investors and managed by a professional Fund Manager.

HOW MUTUAL FUNDS WORK



LARGE CAP FUND

Large Cap Fund : Large cap funds are mutual funds that primarily invest in companies with large market capitalizations. These funds typically invest in well-established, stable companies that have a proven track record of performance and have generated wealth for its investors.

Fund Name	1 Year	3 Yrs	5 Yrs	Ince.
ICICI Prudential - BHARAT 22 ETF-G	73.95	41.64	22.74	18.07
ICICI Prudential - BHARAT 22 FOF-G	73.61	41.36	22.64	22.04
UTI - Nifty Next 50 Exchange Traded -G	66.23	23.58	20.99	14.86
Aditya Birla SunLife - Nifty Next 50 ETF-G	66.37	23.61	20.93	19.19
ICICI Prudential - Nifty Next 50 ETF-G	66.22	23.57	20.85	15.96

LARGE & MIDCAP

Large & MidCap Fund : A large and mid-cap fund is a type of mutual fund or exchange-traded fund (ETF) that invests in a combination of large-cap and mid-cap stocks

Fund Name	1 Year	3 Yrs	5 Yrs	Ince.
Axis - Growth Opportunities Reg-G	39.92	20.07	22.27	21.2
HDFC - Large and Mid Cap Reg-G	48.73	25.53	21.74	13.12
ICICI Prudential - Large & Mid Cap-G	45.75	26.23	21.5	18.89
Kotak - Equity Opportunities Reg-G	46.68	23.1	21.01	19.2
Bandhan - Core Equity Reg-G	56.96	24.95	20.93	14.08

FLEXI CAP FUND

Flexi Cap Fund : Flexi cap funds, also known as dynamic asset allocation funds, are mutual funds that have the flexibility to invest across companies of different market capitalizations (large, mid, and small cap) and sectors based on the fund manager's discretion. This category of funds allows fund managers to adjust the portfolio allocation dynamically in response to changing market conditions, valuations, and investment opportunities.

Fund Name	1 Year	3 Yrs	5 Yrs	Ince.
JM - Flexicap-G	64.14	29.68	24.76	15.49
PPFAS - Flexi Cap Reg-G	36.82	21.18	23.95	19.82
ICICI Prudential - Retirement - Pure Equity Plan-G	59.88	30.42	22.25	22.53
360 ONE - 360 ONE Focused Equity Reg-G	39.14	21.19	21.77	16.9
HDFC - Retirement Savings Equity Reg-G	37.15	23.23	21.7	20.4

MID CAP FUND

Mid Cap Fund : Mid cap funds are mutual funds that primarily invest in companies with medium-sized market capitalizations. These companies are typically smaller than those in large cap funds but larger than those in small cap funds.

Fund Name	1 Year	3 Yrs	5 Yrs	Ince.
Motilal Oswal - Midcap Reg-G	54.32	35.93	27.9	23.33
Mahindra Manulife - Mid Cap Reg-G	64.41	27.72	26.74	19.51
Nippon India - Growth-G	58.42	29.54	26.04	22.86
Edelweiss - Mid Cap Reg-G	54.09	26.17	25.85	13.95
Nippon India - ETF Nifty Midcap 150-G	57.44	27.17	25.67	25.45

SMALL CAP FUND

Small Cap Fund : Small cap funds are mutual funds that primarily invest in companies with small market capitalizations. These companies are generally considered to have significant growth potential but may also be riskier investments compared to larger, more established companies.

Fund Name	1 Year	3 Yrs	5 Yrs	Ince.
Bank of India - Small Cap Reg-G	47.26	25.52	31.04	30.08
Nippon India - Small Cap-G	57.12	33.02	30.89	22.35
Canara Robeco - Small Cap Reg-G	42.72	26.7	28.11	27.68
Edelweiss - Small Cap Reg-G	45.16	25.41	27.86	29.44
Tata - Small Cap Reg-G	42.44	27.45	27.26	26.04

VALUE ORIENTED FUND

Value-oriented funds : Value-oriented funds are a type of mutual fund or exchange-traded fund (ETF) that focuses on investing in stocks that are considered undervalued relative to their intrinsic worth or compared to their market price.

Fund Name	1 Year	3 Yrs	5 Yrs	Ince.
SBI - Contra-G	47.41	28.45	26.23	19.84
JM - Value-G	64.71	29.42	23.94	17.1
ICICI Prudential - Value Discovery-G	42.8	25.08	22.95	20.64
HSBC - Value-G	57.96	26.99	22.1	17.41
Nippon India - Value-G	57.08	25.98	22.05	17.32

ELSS FUND

ELSS : ELSS stands for Equity Linked Savings Scheme. It's a type of mutual fund in India that primarily invests in equities or equity-related instruments. ELSS funds are unique in that they offer tax benefits under Section 80C of the Income Tax Act, allowing investors to claim deductions on their taxable income by investing in these funds

Fund Name	1 Year	3 Yrs	5 Yrs	Ince.
SBI - Long Term Advantage Series IV Reg-G	32.24	23.03	27	22.54
Bank of India - ELSS Tax Saver Eco-G	57.65	24.76	26.41	20.71
Bank of India - ELSS Tax Saver Reg-G	57.26	24.43	25.89	20.12
Bank of India - Midcap Tax Series 1 Reg-G	48.13	21.68	24.46	16.4
SBI - Long Term Advantage Series III Reg-G	45.79	24.76	24.38	18.92

SECTORAL-BANKING

A Sectoral Banking Fund : A Sectoral Banking Fund is a type of mutual fund that primarily invests in stocks of companies operating in the banking and financial services sector.

Fund Name	1 Year	3 Yrs	5 Yrs	Ince.
DSP - Healthcare Reg-G	50.93	15.94	26.84	24.21
ICICI Prudential - Pharma Healthcare and Diagnostics (P.H.D) -G	57.19	15.86	25.74	21.29
Mirae Asset - Healthcare Reg-G	48.28	13.4	25.34	21.35
SBI - Healthcare Opportunities-G	45.38	14.99	24.92	16.45
Nippon India - Pharma-G	51.36	14.03	24.62	20.78

SECTORAL-TECHNOLOGY

A Sectoral Technology : A Sectoral Technology Fund is a type of mutual fund or exchange-traded fund (ETF) that primarily invests in stocks of companies operating in the technology sector.

Fund Name	1 Year	3 Yrs	5 Yrs	Ince.
ICICI Prudential - Technology-G	28.45	14.58	24.44	12.43
Aditya Birla SunLife - Digital India Reg-G	26.66	14.47	24.2	11.82
Franklin - India Technology-G	51.23	18.53	23.91	19.18
Tata - Digital India Reg-G	29.04	14.59	23.43	18.6
SBI - Technology Opportunities-G	22.69	15.01	22.48	15.3

THEMATIC CONSUMPTION FUND

Thematic Consumption Fund: A Thematic Consumption Fund is a type of mutual fund or exchange-traded fund (ETF) that follows a thematic investment strategy focused on consumer trends, habits, and preferences.

Fund Name	1 Year	3 Yrs	5 Yrs	Ince.
Nippon India - Consumption-G	39.41	24.62	23.2	15.98
Sundaram - Consumption Inst-G	-6.17	15.59	20.7	15.18
Canara Robeco - Consumer Trends Reg-G	34.36	19.99	20.27	16.9
SBI - Consumption Opportunities-G	31.23	23.15	20.15	15.83
Mirae Asset - Great Consumer Reg-G	33.47	21.25	19.49	17.56

THEMATIC-DIVIDEND YIELD

Small Cap Fund : A Thematic Dividend Yield Fund is a type of mutual fund or exchange-traded fund (ETF) that focuses on investing in dividend-paying stocks with exposure to a specific theme or sector.

Fund Name	1 Year	3 Yrs	5 Yrs	Ince.
Franklin - Templeton India Equity Income-G	46.49	25.34	23.46	15.42
ICICI Prudential - Dividend Yield Equity-G	53.64	29.43	22.62	16.76
LIC MF - Dividend Yield Reg-G	56.01	23.24	22.44	21.71
Aditya Birla SunLife - Dividend Yield Reg-G	51.14	25.01	21.83	19.28
UTI - Dividend Yield Reg-G	44.45	20.17	19.31	15.55

Investment in Mutual funds has turned out to be extremely beneficial for its investors and are considered one of the best financial instruments, acting as a booster for creating long term wealth. At the same time, markets tend to be extremely volatile, and thus one must study the funds in detail, consult a professional before making any mutual fund investment decision and act accordingly as per an individual's age, risk appetite, time horizon and return expectations from investments.